



UNLOCK THE MAGIC OF READING

EVERY BOOK IS A KEY,
EVERY READER IS A MAGICIAN!



FOR STUDENTS PRE-K THRU 6TH GRADE


RECREATIONAL
READING

Name: _____

Date: _____

Magic Mandala

Coloring



Name: _____

Class: _____

THE MAGIC MAP



Malia and Jasper discovered a magic map that they could use to go to any country. Malia, filled with excitement, reached out and touched the country known as Japan. Poof! They were in a land of cherry blossoms. Next, Jasper was so intrigued that he immediately touched France. They have seen different world heritage sites. It was amazing. Every country that they have visited offers something special and unique.

They have seen penguins in Antarctica, entered the pyramids in Egypt, and also ate delicious food in Thailand. They learned that the world was full of wonders.

Answer the questions below.

Who discovered the magic map?

What does the magic map do?

What did they see in France?

In which country did they see penguins?






What did they learn from their adventure?



Fairytale Counting

Colour and count each item, then tally them into the boxes below:



NAME:

DATE:

STORY PROMPT: ENCHANTED FOREST

Read the description, look at the picture, and think about your own experiences. Fill in the boxes below with your ideas.

Wandering through an enchanted forest, the trees seem to whisper secrets. The sunlight filters through the leaves, casting dancing shadows on the ground. As you explore, what do you see and hear? What unusual sounds and scents fill the air?



I can see...

I can hear...

I can smell...

I can taste...

I can feel...

WITCHES' POTION POEM

Instructions:

Use the words in the word bank to help you create your own spooky potion recipe poem.

- Choose at least 4 words from the word bank.
- Write your potion recipe poem below.
- After you finish, draw and decorate your potion bottle to match your poem



Draw your potion here.

Word Bank

- | | |
|-------------|--------------|
| • smoky | • bubbling |
| • sizzling | • slimy |
| • sparkling | • glowing |
| • twisted | • enchanted |
| • shadowy | • frothy |
| • mystical | • shimmering |
| • brewing | • eerie |
| • toxic | |

Write your potion recipe poem below.



Long i sound **MAGIC E**



'Magic e' flies in, then sits silently at the end of the word.
The special powers of 'Magic e' make 'I' say its alphabet name!



Let's look at 'magic e' with I as the vowel.

Add the 'magic e' to these words, then draw a picture of the new word.

Starting sound	Magic e	New word	Your drawing
bik	e		
fiv	e		
hik	e		
nin	e		
smil	e		

Name: _____

Date: _____


Match the magical items

Draw lines to match the same items.



•

•



•

•



•

•



•

•



•

•



Library Scavenger Hunt

Search the shelves & find the books!
Fill in the title on the line provided.

Find a book with a cat on the cover.

Find a book written in the 1990s.

Find a book with a top hat on the cover.

Find a book with a magician on the cover.

Find a book about a famous circus.

Find a book with the title in flames.

Find a book with a number in the title.

Find a book with a wizard on the cover.

Find a book with a white bunny on the cover.

Find a book written the year you were born.

Find a book with a solid purple cover.

Find a book about owls.



COLOR ME



Read 2 Ride

Just North of Coeur d'Alene in Beautiful North Idaho

For accommodations & to **SAVE ON TICKETS**,
go to: **silverwoodthemepark.com**

